

Sec. 10

WASHERS



Countersunk Type Washers



| Screw Size | I.D. | O.D. | Nickel Plated Brass | | | Black Zinc Plated Brass | | Plain Brass | |
|------------|---------|---------|---------------------|---------------|----------------|-------------------------|-----------|-------------|-----------|
| | | | Unit Pkg. 100 | Unit Pkg. 144 | Unit Pkg. 1000 | Part No. | Unit Pkg. | Part No. | Unit Pkg. |
| #4 | .9/64" | .3/8" | 612 | | 7613 | | | | |
| #6 | .11/64" | .7/16" | 614 | 7143 | 7615 | 16011 | 100 | | |
| #8 | .13/64" | .1/2" | 616 | 7145 | 7616 | 16012 | 100 | | |
| #10 | .1/4" | .19/32" | 618 | 7147 | 7618 | 16013 | 100 | 16593 | 100 |
| #12 | .9/32" | .11/16" | 619 | 7148 | | | | | |
| #14 | .5/16" | .25/32" | 21389 | | | | | | |



Flanged Type Countersunk Washers



| Screw Size | I.D. | O.D. | Nickel On Brass Part No. | Black Zinc On Brass Part No. | Stainless Steel Part No. | Unit Pkg. |
|------------|---------|---------|--------------------------|------------------------------|--------------------------|-----------|
| #6 | .5/32" | .1/2" | 3469 | | 3470 | 100 |
| #8 | .13/64" | .5/8" | 2515 | 16009 | 2597 | 100 |
| #10 | .1/4" | .11/16" | 3471 | | 3472 | 100 |



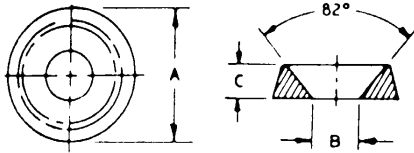
Flush Type Washers



Nickel Plated On Brass

| Unit Pkg. 100 | Unit Pkg. 144 | Unit Pkg. 1000 | Screw Size | I.D. | O.D. |
|---------------|---------------|----------------|------------|---------|--------|
| 602 | 7137 | 7624 | #6 | .5/32" | 11/32" |
| 604 | 7138 | 7625 | #8 | .3/16" | 3/8" |
| 16015 | | 16016 | #10 | .13/64" | 15/32" |

Nylon Finishing Washers



Available in natural or black nylon, these molded washers protect cabinets from scratching, cover misaligned holes, etc. May also be used as guides, bumpers and spacers.

| Auveco Part No. | Screw Size | O.D. (A) | I.D. (B) | Thickness (C) | Color | Unit Pkg. |
|-----------------|------------|-----------------|----------------|----------------|---------|-----------|
| 13717 | #6 | .437" (11.10mm) | .143" (3.63mm) | .100" (2.54mm) | Black | 50 |
| 13718 | #8 | .515" (13.08mm) | .171" (4.34mm) | .115" (2.92mm) | Natural | 50 |
| 13719 | #8 | .515" (13.08mm) | .171" (4.34mm) | .115" (2.92mm) | Black | 50 |
| 13720 | #10 | .580" (14.73mm) | .191" (4.85mm) | .152" (3.86mm) | Natural | 50 |
| 13721 | #10 | .580" (14.73mm) | .191" (4.85mm) | .152" (3.86mm) | Black | 50 |
| 13723 | #12 | .609" (15.47mm) | .225" (5.72mm) | .160" (4.06mm) | Black | 50 |
| 13724 | #14 | .683" (17.35mm) | .251" (6.38mm) | .183" (4.65mm) | Natural | 50 |
| 13725 | #14 | .683" (17.35mm) | .251" (6.38mm) | .183" (4.65mm) | Black | 50 |

WASHERS

Sec. 10



USS (Wrought) Washers



| Bolt Size | I.D. | O.D. | Thick-ness | Zinc Part No. | Plain Part No. | Unit Pkg. |
|-----------|--------|--------|------------|---------------|----------------|-----------|
| 3/16" | 1/4" | 9/16" | 3/64" | 8605 | | 100 |
| 1/4" | 5/16" | 3/4" | 1/16" | 8606 | 3929 | 100 |
| 5/16" | 3/8" | 7/8" | 1/16" | 8607 | 3930 | 100 |
| 3/8" | 7/16" | 1" | 5/64" | 8608 | 3931 | 100 |
| 7/16" | 1/2" | 1-1/4" | 5/64" | 8609 | 3932 | 100 |
| 1/2" | 9/16" | 1-3/8" | 7/64" | 8610 | 3933 | 100 |
| 9/16" | 5/8" | 1-1/2" | 7/64" | 8611 | | 100 |
| 5/8" | 11/16" | 1-3/4" | 9/64" | 8612 | 3935 | 50* |
| 3/4" | 13/16" | 2" | 5/32" | 8613 | | 50 |

* Unit Package quantity for 3935 is 100

SAE Washers Zinc



| Auveco Part No. | Bolt Size | I.D. | O.D. | Thick-ness | Unit Pkg. |
|-----------------|-------------|--------|---------|------------|-----------|
| 3984 | #6 (1/8") | 5/32" | 3/8" | 3/64" | 100 |
| 16721 | #8 (5/32") | 3/16" | 7/16" | 3/64" | 100 |
| 3985 | #10 (3/16") | 7/32" | 1/2" | 1/16" | 100 |
| 3986 | 1/4" | 9/32" | 5/8" | 1/16" | 100 |
| 3987 | 5/16" | 11/32" | 11/16" | 1/16" | 100 |
| 3988 | 3/8" | 13/32" | 13/16" | 1/16" | 100 |
| 3989 | 7/16" | 15/32" | 15/16" | 1/16" | 100 |
| 3990 | 1/2" | 17/32" | 1-1/16" | 3/32" | 100 |
| 3991 | 9/16" | 19/32" | 1-3/16" | 3/32" | 100 |
| 3992 | 5/8" | 21/32" | 1-5/16" | 3/32" | 100 |
| 3993 | 3/4" | 13/16" | 1-1/2" | 1/8" | 100 |
| 8621 | 7/8" | 29/32" | 1-3/4" | 1/8" | 100 |

High Strength Grade 8 Washers



1035 Steel - R/C38-45 Hardness
(For use with Grades 5 and 8 Bolts)
Zinc & Gold Dichromate Finish



| USS Sizes | | | | | | SAE Sizes | | | | | |
|-----------------|-----------|--------|--------|------------|-----------|-----------------|-----------|--------|----------|------------|-----------|
| Auveco Part No. | Bolt Size | I.D. | O.D. | Thick-ness | Unit Pkg. | Auveco Part No. | Bolt Size | I.D. | O.D. | Thick-ness | Unit Pkg. |
| 12771 | 1/4" | 5/16" | 3/4" | .051/.080" | 100 | 12781 | 1/4" | 9/32" | 5/8" | .055/.072" | 100 |
| 12772 | 5/16" | 3/8" | 7/8" | .064/.104" | 100 | 12782 | 5/16" | 11/32" | 11/16" | .055/.072" | 100 |
| 12773 | 3/8" | 7/16" | 1" | .064/.104" | 100 | 12783 | 3/8" | 13/32" | 13/16" | .055/.072" | 100 |
| 12774 | 7/16" | 1/2" | 1-1/4" | .064/.104" | 50 | 12784 | 7/16" | 15/32" | 59/64" | .055/.072" | 50 |
| 12775 | 1/2" | 9/16" | 1-3/8" | .097/.121" | 50 | 12785 | 1/2" | 17/32" | 1-1/16" | .097/.121" | 50 |
| 12776 | 9/16" | 5/8" | 1-1/2" | .097/.121" | 25 | 12786 | 9/16" | 19/32" | 1-3/16" | .097/.121" | 50 |
| 12777 | 5/8" | 11/16" | 1-3/4" | .108/.160" | 25 | 12787 | 5/8" | 11/16" | 1-5/16" | .122/.146" | 25 |
| 12778 | 3/4" | 13/16" | 2" | .122/.177" | 10 | 12788 | 3/4" | 13/16" | 1-15/32" | .122/.146" | 25 |
| 12779 | 7/8" | 15/16" | 2-1/4" | .136/.192" | 10 | 12789 | 7/8" | 15/16" | 1-3/4" | .136/.160" | 15 |
| | | | | | | 12790 | 1" | 1-1/8" | 2" | .136/.160" | 10 |

Sec. 10

WASHERS



**Spring Type
Lock Washers
Grade 5
Zinc**

| Auveco Part No. | Bolt Size | Unit Pkg. |
|-----------------|-------------|-----------|
| 5717 | #6 (1/8") | 200 |
| 5718 | #8 (5/32") | 200 |
| 5719 | #10 (3/16") | 200 |
| 5720 | 1/4" | 200 |
| 5721 | 5/16" | 200 |
| 5722 | 3/8" | 200 |
| 5723 | 7/16" | 200 |
| 5724 | 1/2" | 200 |
| 8649 | 9/16" | 100 |
| 8650 | 5/8" | 100 |
| 14879 | 3/4" | 50 |



**High Alloy
Lock Washers
Grade 8
(For use with Grade 5 & 8 Bolts)
Zinc & Yellow Dichromate**

| Auveco Part No. | Bolt Size | Unit Pkg. |
|-----------------|-----------|-----------|
| 11925 | 1/4" | 100 |
| 11926 | 5/16" | 100 |
| 11927 | 3/8" | 100 |
| 11928 | 7/16" | 50 |
| 11929 | 1/2" | 50 |
| 11931 | 5/8" | 50 |
| 11933 | 7/8" | 25 |

For Fastener Assortments refer to Assortments 1020 and 1030 in the green pages.



**Belleville Washers
Phosphate and Oil**

| Auveco Part No. | Bolt Size | I.D. | O.D. | Thick-ness | Unit Pkg. |
|-----------------|------------|-------|-------|------------|-----------|
| 14847 | 1/4"-6mm | .255" | .500" | .022" | 50 |
| 14848 | 1/4"-6mm | .255" | .500" | .038" | 50 |
| 14850 | 5/16"-8mm | .317" | .625" | .047" | 50 |
| 14851 | 3/8"-10mm | .380" | .750" | .034" | 25 |
| 14852 | 3/8"-10mm | .380" | .750" | .056" | 25 |
| 14853 | 7/16"-11mm | .441" | .886" | .045" | 25 |
| 14854 | 1/2"-12mm | .505" | 1.00" | .050" | 25 |



**Fender Washers
Zinc Plated**

| Auveco Part No. | Bolt Size | I.D. | O.D. | Thick-ness | Unit Pkg. |
|-----------------|-----------|--------|--------|------------|-----------|
| 2007 | 3/16" | 7/32" | 1/2" | 3/64" | 100 |
| 1183 | 3/16" | 7/32" | 3/4" | 3/64" | 100 |
| 16018 | 3/16" | 7/32" | 1" | 3/64" | 100 |
| 16019 | 3/16" | 7/32" | 1-1/4" | 3/64" | 50 |
| 2008 | 1/4" | 9/32" | 5/8" | 3/64" | 100 |
| 16020 | 1/4" | 9/32" | 1" | 1/16" | 100 |
| 2333 | 1/4" | 9/32" | 1-1/4" | 1/16" | 100 |
| 16021 | 1/4" | 9/32" | 1-1/2" | 3/64" | 50 |
| 1376 | 5/16" | 21/64" | 3/4" | 1/16" | 100 |
| 768 | 5/16" | 11/32" | 1-1/4" | 3/64" | 100 |
| 17095 | 5/16" | 11/32" | 1-1/4" | 1/8" | 25 |
| 1700 | 5/16" | 11/32" | 1-1/2" | 3/64" | 50 |
| 3553 | 3/8" | 13/32" | 1-1/4" | 1/16" | 100 |
| 2227 | 3/8" | 13/32" | 1-1/2" | 3/64" | 50 |
| 16022 | 3/8" | 27/64" | 1-5/8" | 1/16" | 50 |
| 1294 | 3/8" | 7/16" | 1-3/4" | 1/16" | 25 |
| 17094 | 3/8" | 7/16" | 1-3/4" | 1/8" | 25 |
| 3552 | 1/2" | 17/32" | 3/4" | 3/64" | 100 |
| 3554 | 1/2" | 17/32" | 1-1/4" | 3/64" | 100 |
| 3556 | 1/2" | 17/32" | 1-1/2" | 3/64" | 100 |
| 16023 | 1/2" | 17/32" | 2" | 1/16" | 25 |



Copper Washers

| Auveco Part No. | Bolt Size | I.D. | O.D. | Thick-ness | Unit Pkg. |
|-----------------|-----------|-------|--------|------------|-----------|
| 15911 | 3/16" | 1/4" | 7/16" | 1/32" | 50 |
| 15914 | 3/16" | 1/4" | 5/8" | 1/16" | 25 |
| 15912 | 1/4" | 5/16" | 1/2" | 1/32" | 50 |
| 15915 | 1/4" | 5/16" | 11/16" | 1/16" | 25 |
| 15913 | 5/16" | 3/8" | 9/16" | 1/32" | 50 |
| 15916 | 5/16" | 3/8" | 3/4" | 1/16" | 25 |
| 15917 | 3/8" | 7/16" | 13/16" | 1/16" | 25 |
| 15918 | 7/16" | 1/2" | 7/8" | 1/16" | 25 |
| 15919 | 1/2" | 9/16" | 13/16" | 3/32" | 25 |



**Bowed
Spring Washers
Black Parkerized**

| Auveco Part No. | Bolt Size | I.D. | O.D. | Thick-ness | Unit Pkg. |
|-----------------|-----------|--------|------|------------|-----------|
| 9630 | 3/8" | 25/64" | 3/4" | 1/64" | 50 |

WASHERS

Vibration Proof Lock Washers


For Use With Grade 5, Grade 8 & ASTM 574 High Grade Bolts
Zinc Flake Coated



These washers have cams or wedges on one side, with a lead angle greater than a thread angle, and radial teeth or ribs on the other side. The washers are installed cam face to cam face. When tightening the fastener to preload, the teeth penetrate and seat against the joint material and the nut and/or fastener head. When subjected to vibration the interacting cams create a wedge action which prevents the fastener from vibrating loose.

Material: Carbon Steel
Hardness: Through Hardened: 465HVI


| Auveco Part No. | Bolt Size | O.D. | Unit Pkg. |
|-----------------|--------------|----------|-------------|
| 19282 | 3/16" (5mm) | 11/32" | 50 (25 pr.) |
| 19283 | 1/4" (6mm) | 27/64" | 50 (25 pr.) |
| 19284 | 5/16" (8mm) | 17/32" | 50 (25 pr.) |
| 19285 | 3/8" (10mm) | 21/32" | 50 (25 pr.) |
| 19286 | 7/16" (11mm) | 23/32" | 30 (15 pr.) |
| 19287 | 1/2" (12mm) | 49/64" | 20 (10 pr.) |
| 19288 | 9/16" (14mm) | 29/32" | 20 (10 pr.) |
| 19289 | 5/8" (16mm) | 1" | 20 (10 pr.) |
| 19290 | 3/4" (20mm) | 1-7/32" | 10 (5 pr.) |
| 19291 | 1" (25mm) | 1-17/32" | 10 (5 pr.) |




External Lock Washers
Zinc

| Auveco Part No. | Bolt Size | O.D. | Unit Pkg. |
|-----------------|-------------|---------|-----------|
| 5249 | #4 (3/32") | 1/4" | 100 |
| 5250 | #6 (1/8") | 5/16" | 100 |
| 5251 | #8 (5/32") | 3/8" | 100 |
| 5252 | #10 (3/16") | 3/8" | 100 |
| 5253 | #12 (7/32") | 15/32" | 100 |
| 5254 | #14 (1/4") | 1/2" | 100 |
| 5255 | 5/16" | 19/32" | 100 |
| 5256 | 3/8" | 11/16" | 100 |
| 5257 | 7/16" | 3/4" | 100 |
| 5258 | 1/2" | 7/8" | 100 |
| 16676 | 5/8" | 1-1/32" | 50 |
| 16677 | 3/4" | 1-3/16" | 50 |


Internal Lock Washers
Zinc



| Auveco Part No. | Bolt Size | O.D. | Unit Pkg. |
|-----------------|-------------|----------|-----------|
| 5259 | #4 (3/32") | 1/4" | 100 |
| 5260 | #6 (1/8") | 9/32" | 100 |
| 5261 | #8 (5/32") | 5/16" | 100 |
| 5262 | #10 (3/16") | 3/8" | 100 |
| 5263 | #12 (7/32") | 13/32" | 100 |
| 5264 | #14 (1/4") | 15/32" | 100 |
| 5265 | 5/16" | 19/32" | 100 |
| 5266 | 3/8" | 11/16" | 100 |
| 5267 | 7/16" | 25/32" | 100 |
| 5268 | 1/2" | 7/8" | 100 |
| 16672 | 5/8" | 1-1/16" | 100 |
| 16673 | 3/4" | 1-7/32" | 50 |
| 16675 | 1" | 1-19/32" | 10 |



Countersunk External Lock Washers
Zinc



| Auveco Part No. | Bolt Size | O.D. | Unit Pkg. |
|-----------------|-------------|--------|-----------|
| 5270 | #6 (1/8") | 9/32" | 100 |
| 5271 | #8 (5/32") | 5/16" | 100 |
| 5272 | #10 (3/16") | 11/32" | 100 |
| 5274 | #14 (1/4") | 7/16" | 100 |

**Please Order
In Unit Package
Quantities
Not Number Of Pieces**

Sec. 10

WASHERS



**Internal-External
Combination Lock Washers
Zinc**

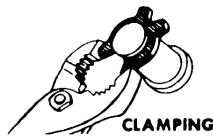
| Auveco Part No. | Bolt Size | O.D. | Unit Pkg. |
|-----------------|-------------|---------|-----------|
| 17017 | #6 (1/8") | 1/2" | 100 |
| 17018 | #8 (5/32") | 1/2" | 100 |
| 17019 | #10 (3/16") | 9/16" | 100 |
| 17020 | #14 (1/4") | 23/32" | 100 |
| 17021 | 5/16" | 7/8" | 100 |
| 17022 | 3/8" | 31/32" | 100 |
| 17023 | 7/16" | 1-1/32" | 50 |
| 17024 | 1/2" | 1-7/32" | 50 |

Natural Nylon Flat Washers




| Auveco Part No. | Bolt Size | I.D. ± .015 | O.D. ± .015 | Thick. ± .010 | Unit Pkg. |
|-----------------|-----------|----------------|----------------|------------------|-----------|
| 13888 | 1/16" | .115" | .250" | .032" | 100 |
| 13891 | 1/16" | .140" | .312" | .062" | 100 |
| 13892 | 1/8" | .171" | .375" | .032" | 100 |
| 13893 | 1/8" | .171" | .375" | .062" | 100 |
| 13894 | 1/8" | .194" | .375" | .032" | 100 |
| 13895 | 1/8" | .194" | .375" | .062" | 100 |
| 13896 | 3/16" | .242" | .375" | .062" | 100 |
| 13897 | 1/8" | .200" | .437" | .062" | 100 |
| 13898 | 3/16" | .257" | .500" | .062" | 100 |
| 13899 | 1/4" | .281" | .500" | .030" | 100 |
| 13900 | 1/4" | .317" | .500" | .062" | 100 |
| 13902 | 3/16" | .260" | .562" | .062" | 100 |
| 13903 | 1/8" | .187" | .625" | .062" | 50 |
| 13904 | 5/16" | .380" | .625" | .062" | 50 |
| 13905 | 3/16" | .260" | .687" | .060" | 50 |
| 13906 | 3/8" | .421" | .687" | .062" | 50 |
| 13907 | 1/2" | .568" | .687" | .062" | 50 |
| 13908 | 1/4" | .317" | .750" | .062" | 50 |
| 13909 | 5/16" | .390" | .750" | .062" | 50 |
| 13910 | 3/8" | .443" | .750" | .062" | 50 |
| 13911 | 7/16" | .505" | .750" | .062" | 50 |
| 13912 | 3/16" | .257" | .875" | .062" | 50 |
| 13913 | 5/16" | .343" | .885" | .062" | 50 |
| 13914 | 3/8" | .406" | 1.000" | .062" | 25 |
| 13916 | 7/16" | .516" | 1.250" | .062" | 25 |
| 13918 | 5/16" | .390" | 1.260" | .062" | 25 |
| 13919 | 7/16" | .500" | 1.375" | .062" | 25 |
| 13920 | 7/16" | .525" | 1.375" | .125" | 25 |
| 13921 | 5/8" | .665" | 1.500" | .094" | 25 |

**X-Washers
Zinc**



| Auveco Part No. | Material A | Thickness | C | D | E | F | Unit Pkg. |
|-----------------|------------|-----------|-------|-------|------|-------|-----------|
| 13691 | .086 | .025 | .320 | .406 | .210 | .406 | 50 |
| 13692 | .098 | .055 | .364 | .490 | .297 | .475 | 50 |
| 13693 | .130 | .055 | .438 | .576 | .338 | .558 | 50 |
| 13694 | .164 | .065 | .523 | .687 | .422 | .665 | 50 |
| 13695 | .190 | .065 | .593 | .745 | .437 | .730 | 25 |
| 13696 | .222 | .075 | .622 | .776 | .469 | .775 | 25 |
| 13697 | .256 | .075 | .698 | .905 | .500 | .890 | 25 |
| 13698 | .285 | .075 | .822 | .986 | .563 | .984 | 25 |
| 13699 | .317 | .089 | .872 | 1.100 | .609 | 1.078 | 25 |
| 13701 | .381 | .089 | 1.060 | 1.297 | .797 | 1.281 | 10 |

Actual Size


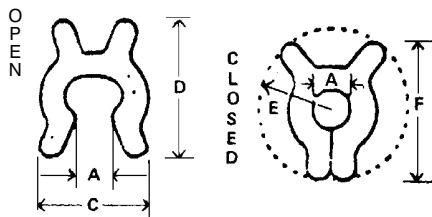


13701

13699

13698

Commercial Tolerances All X-Washers



13691

13692

13693

13694

13695

13696

13697

SHIMS
(ILLUSTRATIONS ACTUAL SIZE)




1-1/4" x 1-1/8" w/ 3/8" Slot
Zinc

| | |
|---|--|
| 3155 1/16" Thick UNIT PKG: 100 | 3156 1/8" Thick UNIT PKG: 100 |
|---|--|



1-3/4" x 1-1/4" w/ 1/2" Slot
Zinc

| | |
|--|---|
| 2452 1/16" Thick UNIT PKG: 50 | 2453 1/8" Thick UNIT PKG: 50 |
|--|---|



1-3/4" x 1-1/4" w/ 1/2" Slot
Zinc

8445
1/8" Thick (10 Gauge Steel)
UNIT PACKAGE: 50



2" x 1-1/2" w/ 3/4" Slot
Zinc

3000
1/8" Thick
UNIT PKG: 50



2" x 1-1/2" w/ 5/8" Slot
Zinc

2999
1/8" Thick
UNIT PKG: 50

Universal Alignment Shims



1-3/16" x 1-15/32"

5/8" Slot
Zinc

| Auveco Part No. | Thickness | Unit Pkg. |
|-----------------|-----------|-----------|
| 11187 | 1/32" | 25 |



1-3/8" x 1-1/4" w/ 5/8" Slot
Zinc

20322
1/8" Thick
UNIT PKG: 50



15/16" O.D. w/ 3/8" Slot
Zinc

| | |
|---|--|
| 20448 1/16" Thick UNIT PKG: 50 | 20449 1/8" Thick UNIT PKG: 50 |
|---|--|


For an assortment of Body and Fender Shims see Fix-Kit No. 6166 in the green pages.

CASTER AND CAMBER SHIMS
(ILLUSTRATIONS ACTUAL SIZE)



**Caster and Camber
and Ball Joints
Ford**

1-1/8" x 1-1/8"
1/2" Slot
Zinc



**Caster and Camber Shims
Chevrolet and GMC Trucks**

1-1/2" x 2-1/2"
9/16" Slot
Zinc

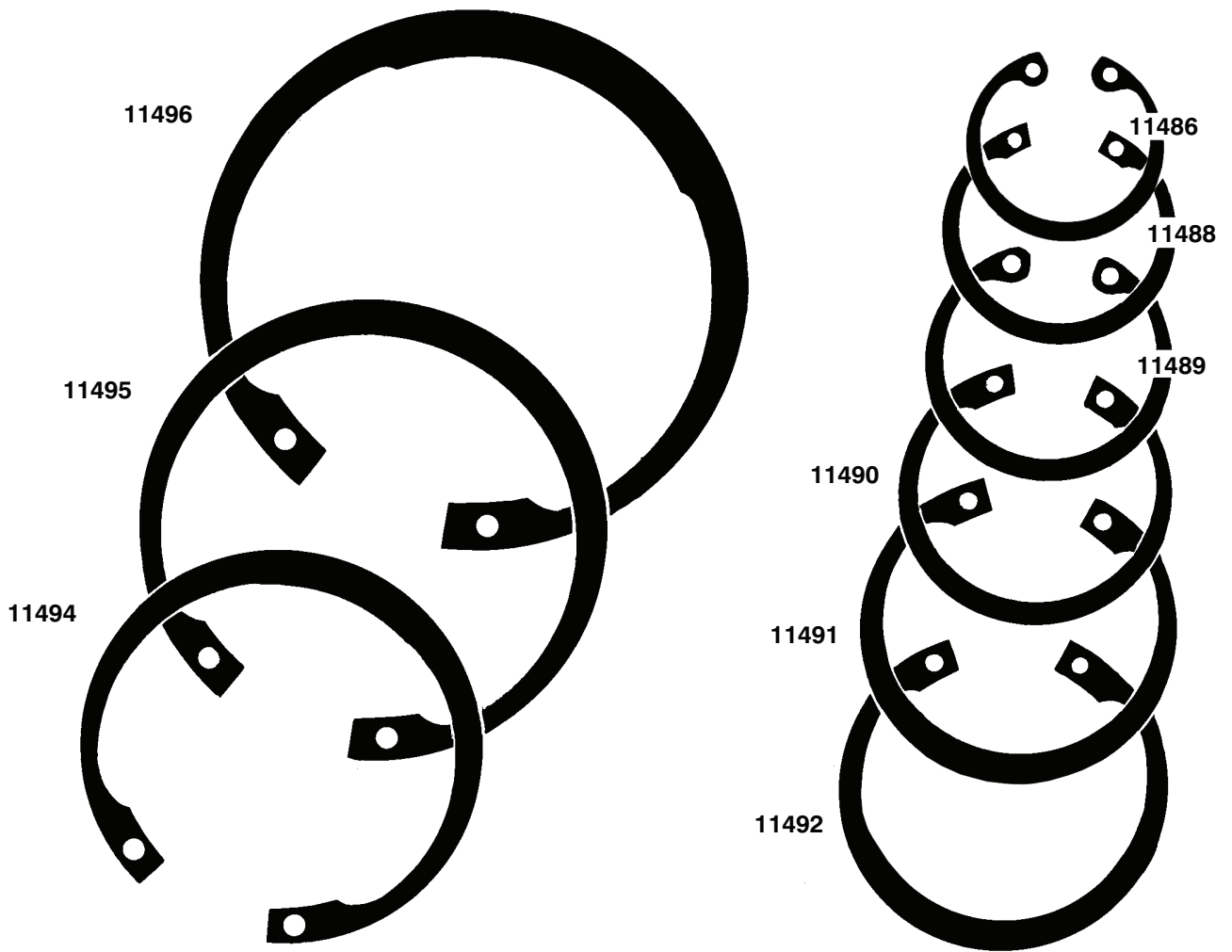
| Auveco Part No. | Thickness | Unit Pkg. | Auveco Part No. | Thickness | Unit Pkg. |
|-----------------|------------|-----------|-----------------|------------|-----------|
| 5074..... | 1/64"..... | 50 | 5096..... | 1/32"..... | 50 |
| 5075..... | 1/32"..... | 50 | 5097..... | 1/16"..... | 50 |
| 5076..... | 1/16"..... | 50 | | | |
| 5077..... | 1/8"..... | 50 | | | |

HELPFUL HINTS.....

FOR USING THE Auveco Catalog

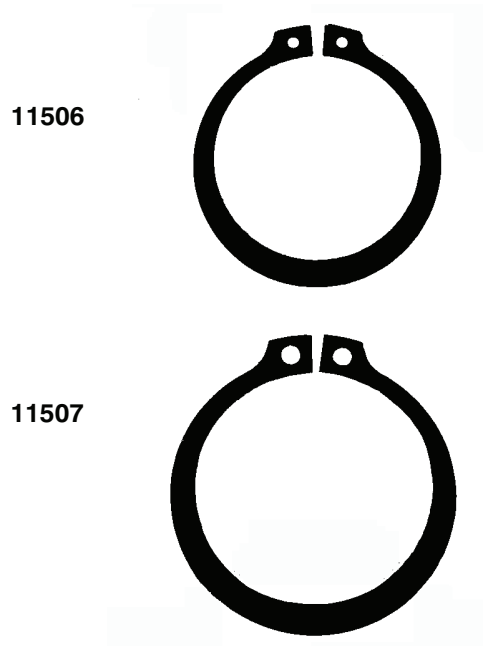
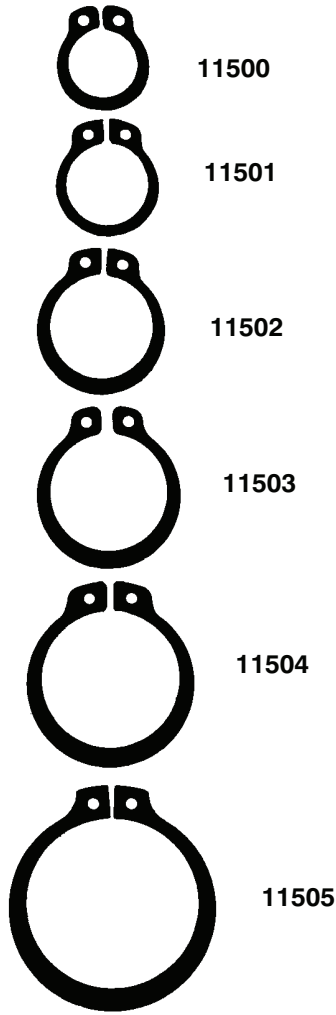
- The color-coded pages signify various sections:
Blue-Metric Items
Beige-Electrical Accessories
Green-Assortments, Cabinets, Bins & Racks
Gray-Key Blanks & Accessories
Pink-Import Car Body Hardware
- Most pictures are actual size. You should be able to set a part on top of the picture to positively identify it.
- Our Display Boards, which are shown on the four color pages in the front of the catalog, are a great aid in identifying product.
- We have three different indexes in the front of the catalog to assist you.
Pictorial Quick Index
Alphabetical Index
Numerical Index
- Specification charts listing the pertinent dimensions, plating and color information are included for:
Body Bolts: pages 20 and 49-50
Special Tapping Screws: pages 23-36 and 54-57
License Plate Screws: pages 33-34
"Xmas Tree" Retainers: pages 404-413
Push-Type Retainers: pages 450-460
- There are two OEM Part Number To Auveco Part Number Cross References at the back of the catalog.

METRIC RETAINING RINGS



**Metric
Basic Internal
Retaining Rings**
DIN 472 - 1300
Groove Required In Bore
Phosphate & Oil Finish

| Auveco Part No. | Shaft Diameter | | Groove Diameter | | Groove Width | | Unit Pkg. |
|--------------------|----------------|--------|-----------------|--------|--------------|--------|--------------|
| | mm | Inches | mm | Inches | mm | Inches | |
| 11486 | 26 | 1.024 | 27.2 | 1.072 | 1.30 | .051 | 50 |
| 11488 | 30 | 1.181 | 31.4 | 1.237 | 1.30 | .051 | 50 |
| 11489 | 32 | 1.260 | 33.7 | 1.328 | 1.30 | .051 | 50 |
| 11490 | 35 | 1.378 | 37.0 | 1.457 | 1.60 | .063 | 50 |
| 11491 | 40 | 1.575 | 42.5 | 1.675 | 1.85 | .073 | 25 |
| 11492 | 42 | 1.654 | 44.5 | 1.753 | 1.85 | .073 | 25 |
| 11494 | 52 | 2.047 | 55.0 | 2.165 | 2.15 | .085 | 25 |
| 11495 | 62 | 2.441 | 65.0 | 2.559 | 2.15 | .085 | 10 |
| 11496 | 72 | 2.835 | 75.0 | 2.953 | 2.65 | .104 | 10 |



**Metric
Basic External
Retaining Rings**
DIN 471 - 1400
Groove Required On Shaft
Phosphate & Oil Finish

| Auveco Part No. | Shaft Diameter | | Groove Diameter | | Groove Width | | Unit Pkg. |
|--------------------|----------------|--------|-----------------|--------|--------------|--------|--------------|
| | mm | Inches | mm | Inches | mm | Inches | |
| 11500 | 10.0 | .394 | 9.6 | .378 | 1.10 | .043 | 100 |
| 11501 | 12.0 | .472 | 11.5 | .452 | 1.10 | .043 | 100 |
| 11502 | 15.0 | .591 | 14.3 | .563 | 1.10 | .043 | 100 |
| 11503 | 17.0 | .670 | 16.2 | .637 | 1.10 | .043 | 50 |
| 11504 | 20.0 | .787 | 19.0 | .748 | 1.30 | .051 | 50 |
| 11505 | 25.0 | .985 | 23.9 | .941 | 1.30 | .051 | 50 |
| 11506 | 30.0 | 1.182 | 28.6 | 1.126 | 1.60 | .063 | 50 |
| 11507 | 35.0 | 1.378 | 33.0 | 1.299 | 1.60 | .063 | 50 |

METRIC RETAINING RINGS



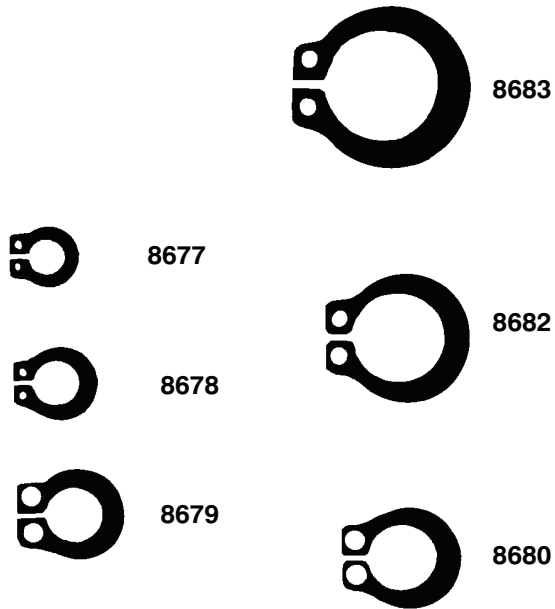
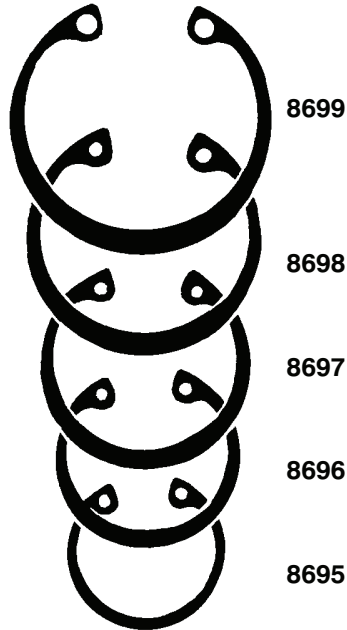
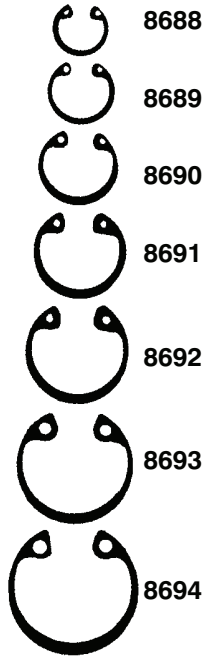
“E” Type Retaining Rings

DIN 6799 - 1500
Phosphate & Oil Finish

| Auveco Part No. | Shaft Diameter | | Groove Diameter | | Groove Width | | Unit Pkg. |
|--------------------|----------------|--------|-----------------|--------|--------------|--------|--------------|
| | mm | Inches | mm | Inches | mm | Inches | |
| 11513 | 1.4 | .055 | 1.2 | .047 | 0.34 | .0134 | 100 |
| 11514 | 2.0 | .079 | 1.5 | .059 | 0.44 | .0173 | 100 |
| 11515 | 2.5 | .098 | 1.9 | .075 | 0.54 | .0213 | 100 |
| 11516 | 3.0 | .118 | 2.3 | .091 | 0.64 | .0252 | 100 |
| 11517 | 4.0 | .157 | 3.2 | .126 | 0.64 | .0252 | 100 |
| 11518 | 5.0 | .197 | 4.0 | .157 | 0.74 | .0291 | 100 |
| 11519 | 6.0 | .236 | 5.0 | .197 | 0.74 | .0291 | 100 |
| 11520 | 7.0 | .276 | 6.0 | .236 | 0.74 | .0291 | 100 |
| 11521 | 8.0 | .315 | 7.0 | .276 | 0.94 | .0370 | 100 |
| 11523 | 10.0 | .394 | 9.0 | .354 | 1.15 | .0453 | 100 |
| 11527 | 20.0 | .787 | 19.0 | .748 | 1.85 | .0728 | 50 |

Sec. 10

RETAINING RINGS



Basic Internal Retaining Rings

Groove Required On Shaft
Bright Zinc

| Auveco Part No. | Housing Dia. | Groove Dia. | Groove Width | Unit Pkg. |
|-----------------|--------------|-------------|--------------|-----------|
| 8688 | 1/4" | .268" | .020" | 50 |
| 8689 | 5/16" | .330" | .020" | 50 |
| 8690 | 3/8" | .397" | .029" | 50 |
| 8691 | 7/16" | .461" | .029" | 50 |
| 8692 | 1/2" | .530" | .039" | 50 |
| 8693 | 9/16" | .596" | .039" | 50 |
| 8694 | 5/8" | .665" | .039" | 50 |
| 8695 | 3/4" | .796" | .039" | 50 |
| 8696 | 7/8" | .931" | .046" | 50 |
| 8697 | 1" | 1.066" | .046" | 50 |
| 8698 | 1-1/8" | 1.197" | .056" | 50 |
| 8699 | 1-1/4" | 1.330" | .056" | 50 |

External Grip Rings

No Groove Required
Bright Zinc

| Auveco Part No. | Shaft Diameter | Unit Pkg. |
|-----------------|------------------------------|-----------|
| 8677 | 3/16" - (.185 to .189 Shaft) | 50 |
| 8678 | 1/4" - (.248 to .252 Shaft) | 50 |
| 8679 | 5/16" - (.310 to .316 Shaft) | 50 |
| 8680 | 3/8" - (.373 to .379 Shaft) | 50 |
| 8682 | 1/2" - (.497 to .503 Shaft) | 50 |
| 8683 | 5/8" - (.622 to .628 Shaft) | 50 |



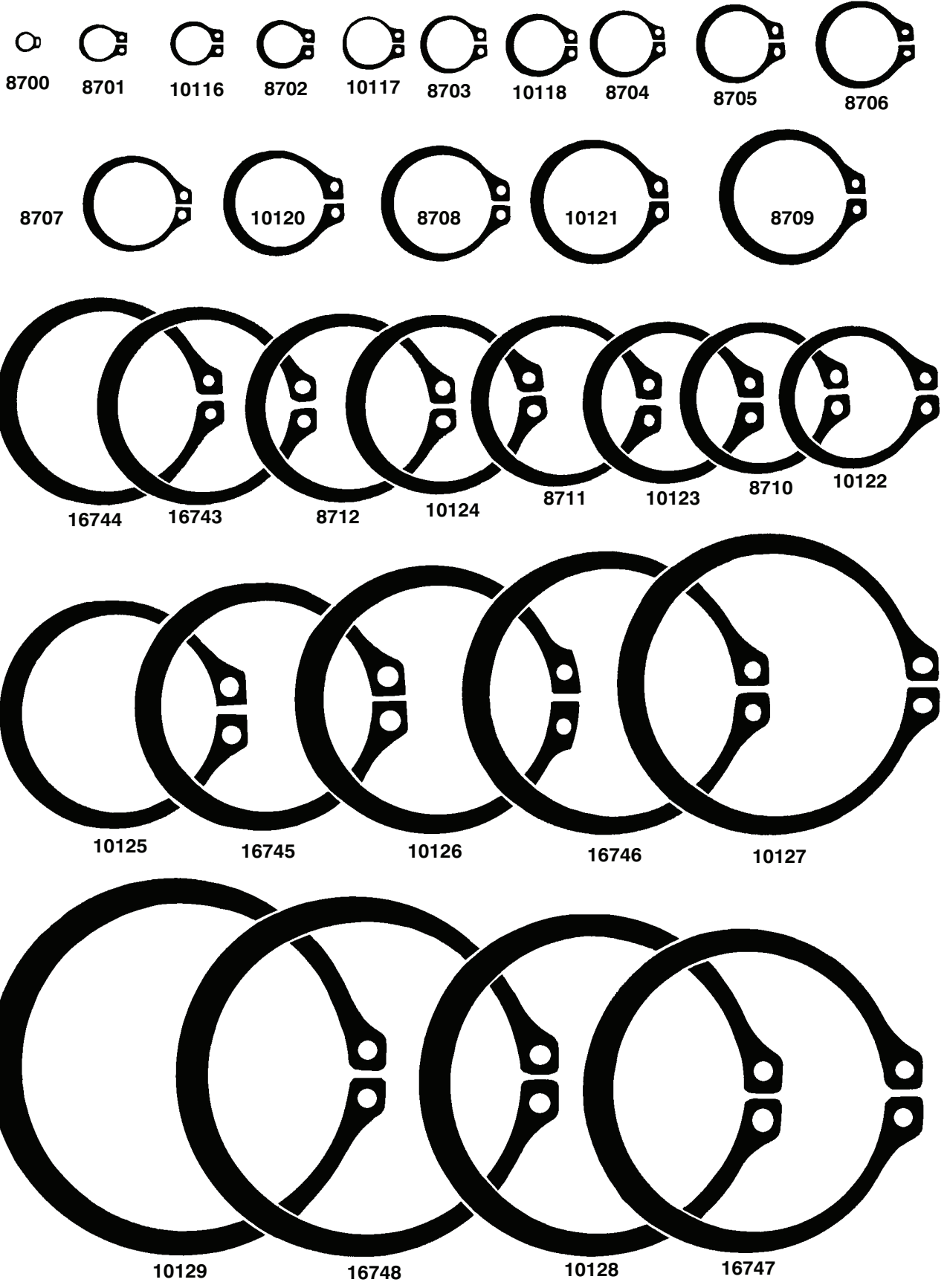
Internal Self-Locking Retaining Rings

No Groove Required
Bright Zinc

| Auveco Part No. | Shaft Diameter | Unit Pkg. |
|-----------------|------------------------------|-----------|
| 8715 | 3/16" - (.184 to .192 Shaft) | 100 |

BASIC EXTERNAL RETAINING RINGS

Sec. 10



Sec. 10




RETAINING RINGS
Basic External Retaining Rings

Groove Required On Shaft
 Bright Zinc

Actual Size Illustrations On Previous Page

| Auveco Part No. | Shaft Diameter | Groove Diameter | Groove Width | Unit Pkg. | Auveco Part No. | Shaft Diameter | Groove Diameter | Groove Width | Unit Pkg. |
|-----------------|----------------|-----------------|--------------|-----------|-----------------|----------------|-----------------|--------------|-----------|
| 8700 | 1/8" | .117" | .012" | 50 | 8710 | 1" | .940" | .046" | 50 |
| 8701 | 1/4" | .230" | .029" | 50 | 10123 | 1-1/16" | .998" | .056" | 50 |
| 10116 | 9/32" | .261" | .029" | 50 | 8711 | 1-1/8" | 1.059" | .056" | 50 |
| 8702 | 5/16" | .290" | .029" | 50 | 10124 | 1-3/16" | 1.118" | .056" | 50 |
| 10117 | 11/32" | .321" | .029" | 50 | 8712 | 1-1/4" | 1.176" | .056" | 50 |
| 8703 | 3/8" | .352" | .029" | 50 | 16743 | 1-5/16" | 1.232" | .056" | 50 |
| 10118 | 13/32" | .382" | .029" | 50 | 16744 | 1-3/8" | 1.291" | .056" | 50 |
| 8704 | 7/16" | .412" | .029" | 50 | 10125 | 1-1/2" | 1.406" | .056" | 25 |
| 8705 | 1/2" | .468" | .039" | 50 | 16745 | 1-5/8" | 1.529" | .068" | 25 |
| 8706 | 9/16" | .530" | .039" | 50 | 10126 | 1-3/4" | 1.650" | .068" | 25 |
| 8707 | 5/8" | .588" | .039" | 50 | 16746 | 1-7/8" | 1.769" | .068" | 25 |
| 10120 | 11/16" | .646" | .046" | 50 | 10127 | .2" | 1.886" | .068" | 10 |
| 8708 | 3/4" | .704" | .046" | 50 | 16747 | 2-1/8" | 2.003" | .086" | 10 |
| 10121 | 13/16" | .762" | .046" | 50 | 10128 | 2-1/4" | 2.120" | .086" | 10 |
| 8709 | 7/8" | .821" | .046" | 50 | 16748 | 2-3/8" | 2.239" | .086" | 10 |
| 10122 | 15/16" | .882" | .046" | 50 | 10129 | 2-1/2" | 2.360" | .086" | 10 |

For an assortment of Basic Internal and External Retaining Rings see Kit No. 6116 and Large Drawer Assortment No. 6507



"E" Type Retaining Rings

Phosphate & Oil

| Auveco Part No. | Shaft Dia. | Groove Dia. | Groove Width | Unit Pkg. | Auveco Part No. | Shaft Dia. | Groove Dia. | Groove Width | Unit Pkg. |
|-----------------|------------|-------------|--------------|-----------|-----------------|------------|-------------|--------------|-----------|
| 8824 | 1/16" | .052" | .012" | 100 | 8829 | 3/8" | .303" | .039" | 100 |
| 8825 | 3/32" | .074" | .018" | 100 | 8830 | 7/16" | .343" | .039" | 100 |
| 8826 | 1/8" | .095" | .018" | 100 | 5602 | 1/2" | .396" | .046" | 100 |
| 10130 | 9/64" | .105" | .018" | 100 | 5603 | 5/8" | .485" | .046" | 100 |
| 10131 | 5/32" | .116" | .029" | 100 | 8831 | 3/4" | .580" | .056" | 50 |
| 10132 | 11/64" | .127" | .029" | 100 | 8832 | 7/8" | .675" | .056" | 50 |
| 8827 | 3/16" | .147" | .029" | 100 | 8833 | 1" | .835" | .056" | 50 |
| 10133 | 7/32" | .188" | .029" | 100 | 8834 | 1-3/16" | 1.079" | .068" | 50 |
| 8828 | 1/4" | .210" | .029" | 100 | 8835 | 1-3/8" | 1.230" | .068" | 50 |
| 3824 | 5/16" | .250" | .029" | 100 | | | | | |

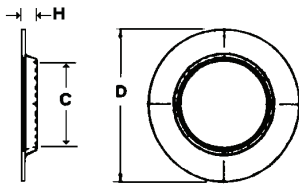
For an assortment of E and Reinforced E Type Retaining Rings see Kit No. 6086, 6123 and Large Drawer 6508.



Reinforced "E" Type Retaining Rings

| Auveco Part No. | Shaft Dia. | Groove Dia. | Groove Width | Unit Pkg. | Auveco Part No. | Shaft Dia. | Groove Dia. | Groove Width | Unit Pkg. |
|-----------------|------------|-------------|--------------|-----------|-----------------|------------|-------------|--------------|-----------|
| 8836 | 3/32" | .074" | .018" | 100 | 3628 | 5/16" | .250" | .039" | 100 |
| 3165 | 1/8" | .095" | .018" | 100 | 5600 | 3/8" | .303" | .039" | 100 |
| 10134 | 5/32" | .116" | .029" | 100 | 2672 | 7/16" | .343" | .039" | 100 |
| 3166 | 3/16" | .147" | .029" | 100 | 8837 | 1/2" | .396" | .046" | 100 |
| 10135 | 7/32" | .188" | .029" | 100 | 5601 | 9/16" | .437" | .046" | 100 |
| 3167 | 1/4" | .210" | .029" | 100 | | | | | |

For an Assortment of "E" and Reinforced E Type Retaining Rings see Kit No. 6086, 6123 and Large Drawer 6508



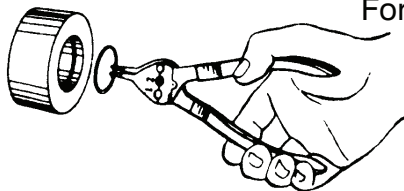
Grooveless Retainer Ring 300 Series Stainless Steel

| Auveco Part No. | Unit Pkg. | Stud Size | Outside Dia. (C) | Height (D) | Material Thickness (H) |
|-----------------|-----------|-----------|------------------|------------|------------------------|
| 14113 | 25 | .375" | .625" | .030" | .010" |


These Grooveless Retainer Rings press over studs, shafts or any round shape with a .375" diameter. They become an integral part of the axial application replacing snap or bearing rings and cotter pins. Designed without slots or shears, these rings will not "walk-off" or spring free.

Convertible Retaining Ring Pliers

For Internal and External Retaining Rings



INTERNAL POSITION



7909

Tip Diameter: .042"
Use with Auveco Retaining Rings:
8677 to 8678 (External)
8688 to 8697 (Internal)
8700 to 8709 (External)
10116 to 10121 (External)

UNIT PACKAGE: 1



EXTERNAL POSITION



7910

Tip Diameter: .070"
Use With Auveco Retaining Rings:
8679 to 8683 (External)
8698 & 8699 (Internal)
8710 to 8712 (External)
10122 to 10129 (External)
16743 to 16748 (External)

UNIT PACKAGE: 1

Sec. 10

SPRINGS

Extension Springs

Zinc

| Auveco Part No. | Unit Pkg. | Type | Length Overall | Coil Length | O.D. | Wire Size | Lbs Rate/Inch | Approx. Lbs Load @ Reference Ext. |
|-----------------|-----------|------|----------------|-------------|-------|-----------|---------------|-----------------------------------|
| 14058 | 5 | 3 | 10" | 9.250" | .500" | .062" | 1.8 | 10.2 @ 12" |
| 14059 | 5 | 2 | 6.438" | 5.575" | .438" | .048" | 1.1 | 4.2 @ 8.437" |
| 14060 | 5 | 1 | 6.500" | 5.925" | .328" | .035" | 7.5 oz. | 2.2 @ 8.500" |
| 14063 | 5 | 4 | 3.250" | 2.750" | .375" | .041" | 1.9 | 5.2 @ 5.250" |
| 14064 | 5 | 1 | 4.00" | 3.450" | .250" | .028" | 13 oz. | 1.9 @ 6.00" |
| 14065 | 5 | 3 | 4.500" | 3.575" | .484" | .063" | 6.2 | 14 @ 6.500" |
| 14066* | 5 | 1 | 4.062" | 2.750" | .734" | .062" | 1.4 | 4.3 @ 6.062 |
| 14067 | 5 | 3 | 4.00" | 2.825" | .719" | .105" | 12.5 | 36.5 @ 5.00" |
| 14068 | 10 | 6 | 5.250" | 3.000" | .531" | .062" | 5.0 | 8.5 @ 6.250 |
| 14070 | 5 | 5 | 2.656" | 1.500" | .750" | .080" | 10.3 | 12.5 @ 3.656" |
| 14072 | 10 | 3 | 1.438" | .825" | .344" | .048" | 15.0 | 10 @ 1.812" |
| 14074 | 10 | 1 | 1.125" | .700" | .234" | .020" | 12.0 | 9 oz. @ 1.625" |

* Not Zinc Plated



Type 1



Type 2
(Double Loop On Both Ends)



Type 3



Type 4



Type 5



Type 6

Universal Springs Galvanized



14097



14099



14100



14098



14101



14102





14103



14104

| Auveco Part No. | Unit Pkg. | Length Overall | Coil Length | O.D. | Wire Size |
|-----------------|-----------|----------------|-------------|--------|-----------|
| 14097 | 10 | 11-1/2" | 1-7/8" | 13/32" | 1/32" |
| 14098 | 10 | 4-3/8" | 2-1/2" | 1/2" | 1/16" |
| 14099 | 10 | 1-13/16" | 1-1/2" | 3/8" | 1/32" |
| 14100 | 10 | 8-1/2" | 1-7/8" | 3/4" | 3/32" |
| 14101 | 10 | 5-3/4" | 2-3/8" | 25/32" | 3/64" |
| 14102 | 10 | 18-1/2" | 2" | 13/16" | 3/32" |
| 14103 | 10 | 17-1/2" | 3-1/2" | 3/4" | 1/16" |
| 14104 | 10 | 8-1/4" | 2" | 7/16" | 1/16" |

Springs, Pins & Clips



Compression Springs Zinc

| Auveco Part No. | Unit Qty. | Length Overall | O.D. | Wire Size | Approx. Solid Ht. | Lbs. Rate/ Inch |
|-----------------|-----------|----------------|-------|-----------|-------------------|-----------------|
| 14089 | 20 | 2.193" | .590" | .040" | .380" | 3.1 |
| 14094* | 20 | .781" | .375" | .042" | .378" | 7.4 |
| 14095 | 10 | 2.625" | .438" | .048" | .950" | 6.0 |
| 14096 | 10 | 2.500" | .500" | .063" | 1.00" | 18.0 |

* Brass

Throttle Rod Clips Black Phosphate



Left-hand Type



Right-hand Type

| Auveco Part No. | Rod Diameter | Ind. Std. | Unit Pkg. |
|-------------------|--------------|-----------|---------------|
| 3609 | 5/32" | 2 | Right.....100 |
| 3610 | 5/32" | 2 | Left.....100 |
| 3611 | 3/16" | 4 | Right.....100 |
| 3612 | 3/16" | 4 | Left.....100 |
| 3613 | 1/4" | 7 | Right.....100 |
| 3614 | 1/4" | 7 | Left.....100 |

For an assortment of Throttle Rod Clips see Kit No. 6086.

Retainer Pins Zinc



| Auveco Part No. | Inside Diameter | Overall Length | Wire Dia. | Unit Pkg. |
|--------------------|-----------------|----------------|-----------|-----------|
| 9114 | 1/16" | 3/8" | .035" | 100 |
| 9894 | 1/16" | 19/32" | .045" | 100 |
| 10390 | 7/64" | 3/4" | .050" | 100 |
| 9112 | 1/8" | 1-1/8" | .070" | 100 |
| 9111 | 5/32" | 7/8" | .050" | 100 |
| 9110 | 3/16" | 1-3/16" | .070" | 100 |

Hair Pin Cotters



| Auveco Part No. | Inside Diameter | Overall Length | Wire Diameter | Unit Pkg. |
|-------------------|-----------------|----------------|---------------|-----------|
| 3168 | 1/16" | 23/64" | .025" | 200 |
| 9890 | 3/32" | 3/8" | .025" | 100 |
| 3176 | 5/32" | 5/8" | .045" | 200 |

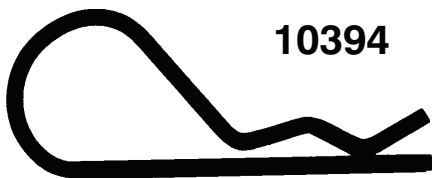
| Auveco Part No. | Inside Diameter | Overall Length | Wire Diameter | Unit Pkg. |
|-------------------|-----------------|----------------|---------------|-----------|
| 2598 | 7/32" | 3/4" | .060" | 100 |
| 9892 | 5/16" | 1" | .060" | 100 |

Sec. 10

HAIR PIN COTTERS
(ILLUSTRATIONS ACTUAL SIZE)

Zinc


| Auveco Part No. | Wire Dia. | Drill Hole Size | Min. Shaft Dia. | Max. Shaft Dia. | Overall Length | Inside Dia. Of Eye | Unit Pkg. |
|-----------------|---------------|-----------------|-----------------|-----------------|----------------|--------------------|-----------|
| 16934 | .042" (3/64") | 3/64" | 3/16" | 1/4" | 1" | 1/4" | 100 |
| 16727 | .080" (5/64") | 3/32" | 1/4" | 3/8" | 1-3/16" | 1/4" | 100 |
| 11872 | .080" (5/64") | 3/32" | 3/8" | 1/2" | 1-9/16" | 5/16" | 100 |
| 10391 | .080" (5/64") | 3/32" | 3/8" | 1/2" | 1-9/16" | 5/16" | 100 |
| 11873 | .062" (1/16") | 5/64" | 3/8" | 1/2" | 1-9/16" | 5/16" | 100 |
| 10392 | .062" (1/16") | 5/64" | 3/8" | 1/2" | 1-9/16" | 5/16" | 100 |
| 10393 | .125" (1/8") | 9/64" | 1/2" | 3/4" | 1-15/16" | 7/16" | 50 |
| 11874 | .125" (1/8") | 9/64" | 1/2" | 3/4" | 1-15/16" | 7/16" | 50 |
| 10394 | .093" (3/32") | 7/64" | 1/4" | 5/8" | 2-5/16" | 5/8" | 50 |
| 10395 | .125" (1/8") | 9/64" | 5/8" | 7/8" | 2-1/2" | 1/2" | 25 |
| 10396 | .177" (3/16") | 3/16" | 7/8" | 1-1/4" | 3-3/4" | 7/8" | 10 |
| 10398 | .243" (1/4") | 17/64" | 3/4" | 1" | 4" | 15/16" | 10 |
| 10397 | .310" (5/16") | 21/64" | 7/8" | 1" | 3-15/16" | 7/8" | 5 |



10394




16934



10395




16727



10396




11872



10398



10391




10397



11873




10392



10393



11874



PINS

Cotter Pins Hammer-Lock Type C 1008 Steel

| Auveco Part No. Plated | Auveco Part No. Plain | Size | Unit Pkg. |
|------------------------|-----------------------|----------------|-----------|
| 8477 | 3502 | 1/16" x 1/2" | 200 |
| 8478 | 3503 | 1/16" x 3/4" | 200 |
| 8479 | 3504 | 1/16" x 1" | 200 |
| 14901 | 3505 | 1/16" x 1-1/4" | 200 |
| 8480 | 3506 | 1/16" x 1-1/2" | 200 |
| 14902 | 3508 | 1/16" x 2" | 200 |
| 14903 | 3509 | 3/32" x 1/2" | 200 |
| 8481 | | 3/32" x 3/4" | 200 |
| 8482 | 3511 | 3/32" x 1" | 200 |
| 8483 | 3512 | 3/32" x 1-1/4" | 200 |
| 8484 | 3513 | 3/32" x 1-1/2" | 200 |
| 8485 | 3515 | 3/32" x 2" | 200 |
| 14904 | 3519 | 1/8" x 3/4" | 200 |
| 8486 | 3520 | 1/8" x 1" | 200 |
| 8487 | 3521 | 1/8" x 1-1/4" | 200 |
| 8488 | 3522 | 1/8" x 1-1/2" | 200 |
| 8489 | | 1/8" x 1-3/4" | 200 |
| 8490 | 3524 | 1/8" x 2" | 200 |
| 8491 | 3526 | 1/8" x 2-1/2" | 200 |
| 8492 | | 5/32" x 1" | 100 |
| 14905 | 8506 | 5/32" x 1-1/4" | 100 |
| 8493 | 8507 | 5/32" x 1-1/2" | 100 |
| 14906 | 8508 | 5/32" x 1-3/4" | 100 |
| 8494 | 8509 | 5/32" x 2" | 100 |
| 14907 | 8511 | 5/32" x 2-1/2" | 100 |
| 14908 | | 5/32" x 3" | 100 |
| 14909 | | 3/16" x 1" | 100 |
| 14910 | | 3/16" x 1-1/4" | 100 |
| 8495 | 8516 | 3/16" x 1-1/2" | 100 |
| 8496 | 8518 | 3/16" x 2" | 100 |
| 8497 | | 3/16" x 2-1/2" | 100 |
| 14911 | 8521 | 3/16" x 3" | 100 |
| 8498 | | 1/4" x 1-1/2" | 100 |
| 8499 | | 1/4" x 2" | 100 |
| 8500 | | 1/4" x 2-1/2" | 100 |
| 8501 | 8530 | 1/4" x 3" | 100 |
| 14912 | | 1/4" x 4" | 100 |
| 8502 | | 5/16" x 2-1/2" | 50 |
| 8503 | | 5/16" x 3" | 50 |

For assortments of Cotter Pins see Fix-Kit Assortment Nos. 6051, 6112 and Large Drawer (6500 Series) No. 6506



Lynch Pins

| Auveco Part No. | Pin Size | Ring I.D. | Ring O.D. | Unit Pkg. |
|-----------------|---|-----------|-----------|-----------|
| 11733 | 7/16" O.D. x 2-1/2" Long Black Powder Coated | 1-7/8" | 2-1/4" | 5 |
| 11736 | 1/4" O.D. x 2-1/8" Long Zinc Plated | 1-5/8" | 1-7/8" | 10 |



Clevis Pins Drilled For Cotter Pins Zinc

| Auveco Part No. | Dia. | Use Pin Dia. | Length Under Head to Ctr of Hole | Length Under Head to End of Pin |
|-----------------|-------|--------------|----------------------------------|---------------------------------|
| 9433 | 1/4" | 1/16" | 29/32" | 1" |
| 9435 | 5/16" | 3/32" | 7/8" | 1" |
| 9436 | 5/16" | 3/32" | 1" | 1-1/8" |
| 9438 | 5/16" | 3/32" | 1-1/4" | 1-3/8" |
| 9440 | 3/8" | 3/32" | 7/8" | 1" |
| 9441 | 3/8" | 3/32" | 1" | 1-1/8" |
| 9443 | 3/8" | 3/32" | 1-1/8" | 1-1/4" |
| 9444 | 3/8" | 3/32" | 1-3/8" | 1-1/2" |
| 9446 | 1/2" | 1/8" | 1-11/32" | 1-1/2" |
| 9447 | 1/2" | 1/8" | 1-19/32" | 1-3/4" |

UNIT PACKAGE: 25

Universal Clevis Pins Zinc



| Auveco Part No. | Size | Use Cotter Pin Dia. | No. of Holes | Unit Pkg. |
|-----------------|----------------|---------------------|--------------|-----------|
| 3703 | 1/4" x 2" | 3/32" | 6 | 10 |
| 3704 | 5/16" x 2" | 3/32" | 6 | 10 |
| 3705 | 3/8" x 2" | 3/32" | 6 | 10 |
| 3708 | 7/16" x 2-1/2" | 3/32" | 7 | 10 |
| 3707 | 1/2" x 2" | 1/8" | 6 | 10 |
| 3709 | 1/2" x 2-1/2" | 1/8" | 7 | 10 |
| 8265 | 1/2" x 3" | 1/8" | 7 | 10 |

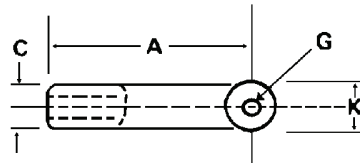
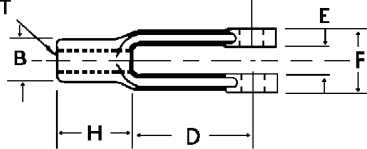

For an assortment of Universal Clevis Pins see Fix-Kit No. 6060 in the green pages.

Sec. 10

YOKE ENDS & SPRING PINS

Yoke Ends

Drop Forged • Adjustable • Zinc Finish



| Auveco Part No. | "T" Tap Size | A | B | C | D | E | F | G | H | K | Unit Pkg. |
|-----------------|--------------|----------|---------|---------|----------|--------|--------|-------|--------|---------|-----------|
| 10737 | 1/4"-28 | 2" | 7/16" | 7/16" | 1-1/4" | 9/32" | 5/8" | 1/4" | 3/4" | 1/2" | 10 |
| 10788 | 1/4"-28 | 2" | 7/16" | 7/16" | 1-1/4" | 9/32" | 5/8" | 1/4" | 3/4" | 1/2" | 2 |
| 10738 | 5/16"-24 | 2-1/4" | 1/2" | 1/2" | 1-7/16" | 11/32" | 3/4" | 5/16" | 13/16" | 19/32" | 10 |
| 10789 | 5/16"-24 | 2-1/4" | 1/2" | 1/2" | 1-7/16" | 11/32" | 3/4" | 5/16" | 13/16" | 19/32" | 2 |
| 10739 | 3/8"-24 | 2-1/2" | 5/8" | 5/8" | 1-5/8" | 7/16" | 7/8" | 3/8" | 7/8" | 11/16" | 10 |
| 10790 | 3/8"-24 | 2-1/2" | 5/8" | 5/8" | 1-5/8" | 7/16" | 7/8" | 3/8" | 7/8" | 11/16" | 2 |
| 10740 | 7/16"-20 | 2-7/8" | 23/32" | 23/32" | 1-7/8" | 1/2" | 1" | 7/16" | 1" | 13/16" | 10 |
| 10791 | 7/16"-20 | 2-7/8" | 23/32" | 23/32" | 1-7/8" | 1/2" | 1" | 7/16" | 1" | 13/16" | 2 |
| 10741 | 1/2"-20 | 3" | 13/16" | 13/16" | 1-7/8" | 9/16" | 1-1/8" | 1/2" | 1-1/8" | 15/16" | 10 |
| 10792 | 1/2"-20 | 3" | 13/16" | 13/16" | 1-7/8" | 9/16" | 1-1/8" | 1/2" | 1-1/8" | 15/16" | 2 |
| 10742 | 5/8"-18 | 4-15/16" | 1-1/16" | 1-1/16" | 3-11/16" | 11/16" | 1-3/8" | 5/8" | 1-1/4" | 1-3/16" | 10 |
| 10793 | 5/8"-18 | 4-15/16" | 1-1/16" | 1-1/16" | 3-11/16" | 11/16" | 1-3/8" | 5/8" | 1-1/4" | 1-3/16" | 2 |

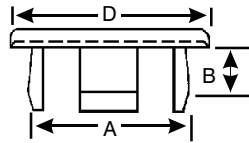


Spring Pins Zinc



| Auveco Part No. | Dia | Length | Wall Thick. | Unit Pkg. | Auveco Part No. | Dia. | Length | Wall Thick. | Unit Pkg. |
|-----------------|-------|--------|-------------|-----------|-----------------|-------|--------|-------------|-----------|
| 8981 | 1/16" | 3/16" | .012" | 50 | 9019 | 3/16" | 1/2" | .040" | 50 |
| 8983 | 1/16" | 1/2" | .012" | 50 | 9021 | 3/16" | 3/4" | .040" | 50 |
| 8985 | 1/16" | 3/4" | .012" | 50 | 9022 | 3/16" | 1" | .040" | 50 |
| 8987 | 1/16" | 1" | .012" | 50 | 9023 | 3/16" | 1-1/4" | .040" | 50 |
| 8988 | 5/64" | 1/4" | .018" | 50 | 9024 | 3/16" | 1-1/2" | .040" | 50 |
| 8989 | 5/64" | 1/2" | .018" | 50 | 9025 | 3/16" | 1-3/4" | .040" | 50 |
| 8991 | 5/64" | 3/4" | .018" | 50 | 9026 | 3/16" | 2" | .040" | 50 |
| 8992 | 5/64" | 1" | .018" | 50 | 9027 | 7/32" | 5/8" | .048" | 50 |
| 8993 | 5/64" | 1-1/4" | .018" | 50 | 9028 | 7/32" | 1-3/8" | .048" | 50 |
| 8994 | 5/64" | 1-1/2" | .018" | 50 | 9029 | 7/32" | 1-3/4" | .048" | 50 |
| 8995 | 3/32" | 5/16" | .022" | 50 | 9030 | 1/4" | 5/8" | .050" | 50 |
| 8996 | 3/32" | 1/2" | .022" | 50 | 9031 | 1/4" | 3/4" | .050" | 50 |
| 8997 | 3/32" | 5/8" | .022" | 50 | 9033 | 1/4" | 1" | .050" | 50 |
| 8998 | 3/32" | 3/4" | .022" | 50 | 9034 | 1/4" | 1-1/4" | .050" | 50 |
| 8999 | 3/32" | 7/8" | .022" | 50 | 9035 | 1/4" | 1-1/2" | .050" | 50 |
| 9000 | 3/32" | 1" | .022" | 50 | 9036 | 1/4" | 1-3/4" | .050" | 50 |
| 9001 | 3/32" | 1-1/4" | .022" | 50 | 9037 | 1/4" | 2" | .050" | 50 |
| 9002 | 3/32" | 1-1/2" | .022" | 50 | 9038 | 1/4" | 2-1/4" | .050" | 50 |
| 9003 | 1/8" | 3/8" | .028" | 50 | 9039 | 1/4" | 2-1/2" | .050" | 50 |
| 9004 | 1/8" | 1/2" | .028" | 50 | 9040 | 5/16" | 3/4" | .062" | 50 |
| 9005 | 1/8" | 5/8" | .028" | 50 | 9042 | 5/16" | 1" | .062" | 50 |
| 9006 | 1/8" | 3/4" | .028" | 50 | 9043 | 5/16" | 1-1/2" | .062" | 50 |
| 9007 | 1/8" | 7/8" | .028" | 50 | 9044 | 5/16" | 1-3/4" | .062" | 25 |
| 9008 | 1/8" | 1" | .028" | 50 | 9045 | 5/16" | 2" | .062" | 25 |
| 9009 | 1/8" | 1-1/4" | .028" | 50 | 9046 | 5/16" | 2-1/2" | .062" | 25 |
| 9010 | 1/8" | 1-1/2" | .028" | 50 | 9048 | 3/8" | 1" | .077" | 25 |
| 9011 | 1/8" | 1-3/4" | .028" | 50 | 9049 | 3/8" | 1-1/2" | .077" | 25 |
| 9012 | 1/8" | 2" | .028" | 50 | 9050 | 3/8" | 2" | .077" | 25 |
| 9013 | 5/32" | 1/2" | .032" | 50 | 9051 | 3/8" | 2-1/2" | .077" | 25 |
| 9015 | 5/32" | 3/4" | .032" | 50 | | | | | |
| 9016 | 5/32" | 1" | .032" | 50 | | | | | |
| 9017 | 5/32" | 1-1/4" | .032" | 50 | | | | | |
| 9018 | 5/32" | 1-1/2" | .032" | 50 | | | | | |

For Spring Pin Assortments see Kits 6124, 6125 and Large Drawer (6500 Series) Assortment No. 6509 and 6510.



PLUG BUTTONS

Nylon 6/6 Matte Finish



| Auveco Part No. | Hole Size (A) | Panel Thickness (B) | Head Size (D) | Head Height | Color | Unit Pkg. |
|-----------------|---------------|---------------------|---------------|-------------|---------|-----------|
| 13862 | 3/16" | 1/32"-9/64" | 11/32" | .040" | Natural | 100 |
| 13863 | 3/16" | 1/32"-9/64" | 11/32" | .040" | Black | 100 |
| 13864 | 1/4" | 1/32"-1/16" | 27/64" | .040" | Natural | 100 |
| 13865 | 1/4" | 1/32"-1/16" | 27/64" | .040" | Black | 100 |
| 13866 | 5/16" | 1/32"-9/64" | 29/64" | .050" | Natural | 100 |
| 13867 | 5/16" | 1/32"-9/64" | 29/64" | .050" | Black | 100 |
| 13868 | 3/8" | 1/32"-9/64" | 37/64" | .050" | Natural | 100 |
| 13869 | 3/8" | 1/32"-9/64" | 37/64" | .050" | Black | 100 |
| 13871 | 7/16" | 1/32"-11/64" | 39/64" | .050" | Black | 50 |
| 13872 | 1/2" | 1/32"-9/64" | 43/64" | .062" | Natural | 50 |
| 13873 | 1/2" | 1/32"-9/64" | 43/64" | .062" | Black | 50 |
| 13875 | 9/16" | 1/32"-9/64" | 47/64" | .062" | Black | 50 |
| 13876 | 5/8" | 1/32"-5/64" | 51/64" | .062" | Natural | 50 |
| 13877 | 5/8" | 1/32"-5/64" | 51/64" | .062" | Black | 50 |
| 13879 | 11/16" | 1/32"-7/64" | 57/64" | .062" | Black | 50 |
| 13880 | 3/4" | 1/32"-7/64" | 63/64" | .062" | Natural | 50 |
| 13881 | 3/4" | 1/32"-7/64" | 63/64" | .062" | Black | 50 |
| 13883 | 13/16" | 1/32"-7/64" | 1-1/32" | .062" | Black | 50 |
| 13885 | 7/8" | 1/32"-7/64" | 1-5/64" | .062" | Black | 50 |
| 13887 | 1" | 1/32"-7/64" | 1-7/32" | .062" | Black | 50 |



Plastic Plug Buttons

Black Polyethylene
Depressed Center

| Auveco Part No. | Hole Size | Head Dia. | Working Thickness | Unit Pkg. |
|-----------------|-----------|-----------|-------------------|-----------|
| 9288 | 1/2" | 7/8" | .02 -.07" | 100 |
| 9289 | 3/4" | 1-5/32" | .02 -.14" | 100 |
| 9290 | 7/8" | 1-1/4" | .02 -.10" | 100 |
| 9291 | 1" | 1-3/8" | .04 -.10" | 100 |
| 9292 | 1-1/4" | 1-5/8" | .04 -.10" | 100 |
| 9293 | 1-1/2" | 1-7/8" | .04 -.10" | 100 |
| 17207 | 1-3/4" | 2-1/8" | .15 -.17" | 50 |
| 17208 | 2" | 2-3/8" | .17 -.19" | 50 |
| 18798 | 2-1/2" | 3" | .15 -.17" | 25 |
| 18799 | 3" | 3-1/2" | .18 -.20" | 10 |



Plug Buttons

Nickel Plated

| Auveco Part No. | Hole Size | Head Dia. | Working Thickness | Unit Pkg. |
|-----------------|-----------|-----------|-------------------|-----------|
| 3750 | 1/4" | 13/32" | .035"-.062" | 50 |
| 3751 | 3/8" | 1/2" | .037"-.078" | 50 |
| 3752 | 1/2" | 21/32" | .037"-.062" | 50 |
| 3753 | 5/8" | 13/16" | .062"-.078" | 50 |
| 3754 | 3/4" | 15/16" | .037"-.093" | 50 |
| 3755 | 7/8" | 1-1/16" | .031"-.093" | 50 |
| 3756 | 1" | 1-1/8" | .062"-.093" | 50 |
| 10231 | 1-1/4" | 1-7/16" | .062"-.093" | 10 |
| 10232 | 1-1/2" | 1-21/32" | .038"-.141" | 10 |



Flush Sheet Metal Plugs

Black Polyethylene

Fits 14 to 26 Gauge Material

| Auveco Part No. | Hole Size | Head Dia. | Unit Pkg. |
|-----------------|-----------|-----------|-----------|
| 14923 | 3/8" | 3/4" | 100 |
| 11746 | 1/2" | 7/8" | 100 |
| 18750 | 5/8" | 1-3/64" | 100 |
| 11747 | 3/4" | 1" | 100 |
| 11748 | 7/8" | 1-5/32" | 100 |
| 11749 | 1" | 1-7/16" | 100 |
| 18800 | 1-1/4" | 1-5/8" | 50 |
| 18801 | 1-1/2" | 1-7/8" | 25 |
| 18802 | 1-3/4" | 2-1/8" | 25 |
| 18803 | 2" | 2-7/16" | 10 |
| 18804 | 2-1/2" | 3" | 10 |
| 18806 | 3" | 3-3/8" | 5 |



Display Boards Are Great

Selling Tools. Use Them To

Help Boost Your Sales.

Refer To The Color Pages

At The Front Of The Catalog.

Sec. 10

Black Nylon Locking Hole Plugs



These hole plugs are designed with multiple locks to positively snap into panel thicknesses ranging from 1/64" to 1/8". Excellent for paintless dent repair. Made of heat stabilized nylon and suitable for elevated temperatures.

| Auveco Part No. | Panel Hole Diameter | Maximum Panel Thickness | Plug Dimensions | | Unit Pkg |
|-----------------|---------------------|-------------------------|-----------------|-----------|----------|
| | | | Head Diameter | Thickness | |
| 19764 | 3/16" | 1/16" | 1/4" | 15/64" | 100 |
| 18900 | 1/4" | 1/16" | 5/16" | 5/16" | 50 |
| 19765 | 5/16" | 1/16" | 3/8" | 5/16" | 50 |
| 18901 | 3/8" | 1/8" | 15/32" | 13/32" | 50 |
| 19766 | 7/16" | 1/8" | 17/32" | 13/32" | 50 |
| 18902 | 1/2" | 1/8" | 37/64" | 13/32" | 50 |
| 19767 | 9/16" | 1/8" | 21/32" | 13/32" | 50 |
| 18903 | 5/8" | 1/8" | 23/32" | 13/32" | 50 |
| 18904 | 3/4" | 1/8" | 59/64" | 13/32" | 50 |
| 19769 | 13/16" | 1/8" | 57/64" | 13/32" | 50 |
| 18905 | 7/8" | 1/8" | 1-1/64" | 29/64" | 50 |
| 18906 | 1" | 1/8" | 1-13/64" | 29/64" | 50 |
| 19770 | 1-1/32" | 1/8" | 1-7/32" | 29/64" | 50 |
| 19771 | 1-3/16" | 1/8" | 1-5/16" | 29/64" | 50 |
| 18907 | 1-1/4" | 1/8" | 1-3/8" | 29/64" | 50 |
| 19772 | 1-3/8" | 1/8" | 1-1/2" | 29/64" | 25 |
| 18908 | 1-1/2" | 1/8" | 1-43/64" | 29/64" | 25 |
| 18909 | 1-3/4" | 1/8" | 1-29/32" | 29/64" | 25 |
| 18910 | 2" | 1/8" | 2-9/64" | 29/64" | 25 |

KEYS



Straight Keys

Plain


Auveco Part No. Size Unit Pkg.

Short Lengths

9759.....1/4" x 1/4" x 2-1/2"10
 9774.....5/16" x 5/16" x 4"10

Long Lengths

9794.....3/16" x 3/16" x 12"5
 9795.....1/4" x 1/4" x 12"5
 9796.....5/16" x 5/16" x 12"5
 9800.....3/8" x 3/8" x 12"5
 9801.....7/16" x 7/16" x 12"5
 9802.....1/2" x 1/2" x 12"5



Woodruff Keys

1035 Carbon Steel
Plain

Auveco Part No. Size Unit Pkg.

| | | | |
|------|----------|----------------|-----|
| 3877 | (No. 3) | 1/8" x 1/2" | 100 |
| 3878 | (No. 5) | 1/8" x 5/8" | 100 |
| 3879 | (No. 7) | 1/8" x 3/4" | 100 |
| 3880 | (No. 4) | 3/32" x 5/8" | 100 |
| 3881 | (No. 6) | 5/32" x 5/8" | 100 |
| 3882 | (No. 8) | 5/32" x 3/4" | 100 |
| 3883 | (No. 10) | 5/32" x 7/8" | 100 |
| 3884 | (No. 9) | 3/16" x 3/4" | 100 |
| 3885 | (No. 11) | 3/16" x 7/8" | 100 |
| 3886 | (No. 13) | 3/16" x 1" | 50 |
| 3887 | (No. 16) | 3/16" x 1-1/8" | 50 |
| 3888 | (No. 12) | 7/32" x 7/8" | 50 |
| 3889 | (No. 14) | 7/32" x 1" | 50 |
| 3890 | (No. 17) | 7/32" x 1-1/8" | 50 |
| 3891 | (No. A) | 1/4" x 7/8" | 50 |
| 3892 | (No. 15) | 1/4" x 1" | 50 |
| 3893 | (No. 18) | 1/4" x 1-1/8" | 50 |
| 3894 | (No. 21) | 1/4" x 1-1/4" | 50 |
| 3895 | (No. B) | 5/16" x 1" | 50 |
| 3896 | (No. C) | 5/16" x 1-1/8" | 50 |

For an Assortment of Woodruff Keys, see Kit No. 6065 and Large Drawer Assortment No. 6504 in the green pages.

CAPS & CONNECTORS

Vinyl Vacuum Caps



Can be used for capping lines and hoses while testing carburetors, emission control systems, vacuum lines etc. Color coded for size identification.

| Auveco Part No. | I.D. | Fits Tube O.D. | Color | Length | Unit Pkg. |
|-----------------|-------|----------------|-------|--------|-----------|
| 18202 | 1/8" | 3/16" | Blue | 5/8" | 50 |
| 18203 | 3/16" | 1/4" | Red | 5/8" | 50 |
| 18204 | 1/4" | 5/16" | White | 5/8" | 50 |
| 18205 | 5/16" | 3/8" | Black | 5/8" | 50 |

Rubber Caps

(Special Heat Resistant EPDM Rubber)

Ford - GM - Chrysler



Can be used for capping lines and hoses while testing carburetors, emission control systems, vacuum lines, etc.



| Auveco Part No. | Fits Tube O.D. | Inside Length | Unit Pkg. |
|-----------------|----------------|---------------|-----------|
| 12209 | 1/8" | 9/16" | 25 |
| 4440 | 3/16" | 9/16" | 25 |
| 16264 | | | 100 |
| 19000 | 3/16" | 1-1/4" | 25 |
| 4439 | 1/4" | 9/16" | 25 |
| 19001 | 1/4" | 1-1/4" | 25 |

| Auveco Part No. | Fits Tube O.D. | Inside Length | Unit Pkg. |
|-----------------|----------------|---------------|-----------|
| 19002 | 5/16" | 9/16" | 25 |
| 12907 | 5/16" | 1-1/4" | 25 |
| 12210 | 3/8" | 31/32" | 25 |
| 19003 | 3/8" | 1-1/2" | 25 |
| 12908 | 1/2" | 11/16" | 10 |

NYLON CONNECTORS



12929

Connector
1/8" x 1/8"

UNIT PACKAGE: 10



12936

Connector
1/8" x 1/4"

UNIT PACKAGE: 10



12935

Connector
3/16" x 1/4"

UNIT PACKAGE: 10



12930

Connector
1/8" x 3/16"

UNIT PACKAGE: 10



12937

Connector
3/16" x 3/16"

UNIT PACKAGE: 10



12931

Connector
1/4" x 1/4"

UNIT PACKAGE: 10